



**JIANGSU GOLDMOON INDUSTRY**



**SAW BLADE**



# Circular Saw Blade for Wood




Code	outer size		Body thickness/mm	Hole Dia/mm	Segment Number
	mm	inch			
GM-SB-1001	4-1/4"	110	1.2	20	24T
GM-SB-1002	4-1/4"	110	1.2	20	30T
GM-SB-1003	5"	125	1.2	20	24T
GM-SB-1004	5"	125	1.2	20	30T
GM-SB-1005	5-1/2"	140	1.4	20	24T
GM-SB-1006	5-1/2"	140	1.4	20	30T
GM-SB-1007	6"	150	1.4	20	24T
GM-SB-1008	6"	150	1.4	20	30T
GM-SB-1009	6-1/4"	160	1.4	20	24T
GM-SB-1010	6-1/4"	160	1.4	20	40T
GM-SB-1011	7"	180	1.4	25.4	40T
GM-SB-1012	7"	180	1.4	25.4	60T
GM-SB-1013	7-1/4"	185	1.4	25.4	24T
GM-SB-1014	7-1/4"	185	1.4	25.4	40T
GM-SB-1015	7-1/2"	190	1.4	25.4	40T
GM-SB-1016	7-1/2"	190	1.4	25.4	60T
GM-SB-1017	8"	200	1.4	25.4	40T
GM-SB-1018	8"	200	1.4	25.4	60T
GM-SB-1019	8-1/4"	210	1.4	25.4	40T
GM-SB-1020	8-1/4"	210	1.4	25.4	60T
GM-SB-1021	9"	230	1.6	25.4	40T
GM-SB-1022	9"	230	1.6	25.4	60T
GM-SB-1023	10"	250	1.8	25.4	40T
GM-SB-1024	10"	250	1.8	25.4	60T
GM-SB-1025	10"	250	1.8	25.4	80T



# TCT Saw Blade for Metal

## Application For

*wood  
Plastic  
Aluminum*



Code	outer size		Body thickness/mm	Hole Dia/mm	Segment Number
	mm	inch			
GM-SB-2001	4-1/4"	110	1.2	20	30T
GM-SB-2002	4-1/4"	110	1.2	20	40T
GM-SB-2003	5"	125	1.2	20	30T
GM-SB-2004	5"	125	1.2	20	40T
GM-SB-2005	5-1/2"	140	1.4	20	30T
GM-SB-2006	5-1/2"	140	1.4	20	40T
GM-SB-2007	6"	150	1.4	20	30T
GM-SB-2008	6"	150	1.4	20	40T
GM-SB-2009	6-1/4"	160	1.4	20	40T
GM-SB-2010	6-1/4"	160	1.4	20	60T
GM-SB-2011	7"	180	1.4	25.4	40T
GM-SB-2012	7"	180	1.4	25.4	60T
GM-SB-2013	7-1/4"	185	1.4	25.4	40T
GM-SB-2014	7-1/4"	185	1.4	25.4	60T
GM-SB-2015	7-1/2"	190	1.4	25.4	80T
GM-SB-2016	7-1/2"	190	1.4	25.4	60T
GM-SB-2017	8"	200	1.4	25.4	80T
GM-SB-2018	8"	200	1.4	25.4	60T
GM-SB-2019	8-1/4"	210	1.4	25.4	80T
GM-SB-2020	8-1/4"	210	1.4	25.4	60T







**GOLDMOON INDUSTRY**

[www.goldmoonindustry.com](http://www.goldmoonindustry.com)

[sales@gmindustry.cn](mailto:sales@gmindustry.cn)



## **Professional saw blade for cutting metal**






## Saw Blade for Grass


Code	Outer size		Inner size		Segment Number
	mm	inch	mm	inch	
GM-SB-3001	230	9	22/25.4/30	7/8,1,1-1/5	30-60T
GM-SB-3002	250	10	22/25.4/30	7/8,1,1-1/5	30-60T



## Diamond Saw Blade



**Turbo Blade  
Dry**



**Segment Blade  
Dry**



**Continuous Blade  
Wet**


Code	Outer size		Arbor Size	Segment Dia/mm
	mm	inch	mm	
GM-SB-4001	105	4	16/20/22.23	35*1.8*7/10
GM-SB-4002	125	5	20/22.23	38*2.0*7/10
GM-SB-4003	180	7	22.23/25.4	35*2.2*7/10
GM-SB-4004	250	10	22.23/25.4	37*3.0/7.5/10
GM-SB-4005	350	14	22.23/25.4/50	40*3.2*7.5/10
...	...	...	...	...



# Cutting Disc

**Application For**

*Metal  
Aluminum*



Code	size	
	mm	inch
GM-CD-1001	105x2x16	4x1/12x5/8
GM-CD-1002	100x3x16	4x1/8x5/8
GM-CD-1003	115x2x22	4.5x1/12x7/8
GM-CD-1004	115x3x22	4.5x1/8x7/8
GM-CD-1005	125x2x22	5x1/12x7/8
GM-CD-1006	125x3x22	5x1/8x7/8
GM-CD-1007	150x2x22	6x1/12x7/8
GM-CD-1008	150x3x22	6x1/8x7/8
GM-SB-2033	18"	450
...	...	...



Made in China  
GOLDMOON



Company Web  
GOLDMOON



Alibaba  
GOLDMOON

## **JIANGSU GOLDMOON INDUSTRY CO.,LTD**

Room 805, No. 3 Building,  
Manhattan Square,  
Industrial Park,  
Suzhou,CHINA ,215122

Tel: 0512-6885 2679

Email: sales@gmindustry.cn